

20
26



First Choice Catalogue

www.officemaster.ie

**office
master**
Work Happy

Welcome to our 2026 Furniture Guide

Are you looking to maximise space, yet retain modern, comfortable products to enhance your working environment?

Our Furniture Guide catalogue is a result of listening to our clients and putting together a complete range from Desking, Storage, Screens, Executive, Seating, Reception, Breakout, Acoustics, Bistro and Steel Storage.

There is a myriad of choice, from great value furniture to cutting edge styles, colours and designs.



Delivery is FREE to your premises – ground floor only. The driver making the delivery will be unaccompanied and may require assistance when unloading.

It is vital that all relevant information re access, opening hours etc is provided in advance.



Installations can be carried out by our own in house, fully trained fitters.

Full information regarding access, floor level and any other specific details will be required prior to despatch to allow for a smooth and trouble-free project delivery.



Our in-house space planning team is available to produce drawings in 2D and 3D.

Presentations can also be prepared for larger projects incorporating images and colour schemes.

Table of Contents

About Us	5
Who We Work With	6
Our Showrooms	7
Completed Projects	8-15
Seating	16-37
Breakout & Collaboration	38-63
Desking & Storage	64-77
Accessories	78-84
Screens	85-94
Bistro	95-107
Reception	108-114
Executive & Boardroom	115-123
Acoustic Pods	124-129
Steel Storage	130-142





































About Us

Irish-owned and operated since 1973, OfficeMaster have long-established ourselves as one of Ireland's leading office furniture providers.

OfficeMaster recognise that every client's requirement is unique and we tailor our approach to the specific needs of each client. It's worth noting the evolution of workspace requirements over the 52 years we have been in business.

We understand that today's workforce requires more than just functional furniture - you need workspaces that are comfortable, engaging, and inspiring.

With our expertise in office furniture and interior design, we can create eye-catching office environments that not only provide the wow factor but also support productivity, creativity, and well-being.

						
	consultation & space planning					
						
					supply & installation	
						
		post-project support				

Who we work with

Over the years, we've had the privilege of collaborating with some of Ireland's most respected and recognisable organisations - helping them create workspaces that inspire, energise and support their teams.

Our experience spans a wide range of sectors, from the precision and compliance needs of pharmaceutical companies to the professionalism required in legal and corporate environments. We've delivered tailored solutions for fast-paced IT and

tech firms, dynamic telecommunications providers, and local government offices alike.

We've also been proud to support charitable organisations in creating welcoming, functional spaces that reflect their purpose. Whatever your sector, we understand the unique demands - and we know how to design with them in mind.

We're always excited to take on new challenges, and we'd love the opportunity to work with you next.



Our Showrooms



Visit the OfficeMaster showrooms in Cork and Waterford to experience our furniture solutions firsthand. Each space showcases a wide range of workplace furniture allowing you to see, test and compare products in person.

It's the ideal way to explore finishes, comfort and functionality, and to speak directly with our team about creating the right solution for your space.




CORK

Unit 42 Northpoint Business Park, New Mallow Road, Cork T23 C9T0

WATERFORD

93 Meaghers Quay, Waterford X91 AVR7

Completed Project - Sanofi



"The project to outfit our office area was part of several infrastructural projects we have undertaken on site.

The office furniture was a key element for us and **we had requirement for a high quality finish at a competitive price to meet expectations** from the senior management team.

[Sanofi] were impressed by OfficeMaster in how they managed the project through to completion and continue to support the installation with advice and support on training on the use of the furniture, a true complete package.

I would have no hesitation in recommending OfficeMaster."

DERMOT MACKLE
Project Manager on Infrastructure, Sanofi

Completed Project - STS



"STS have worked with OfficeMaster before, but our 2025 project was our biggest investment in our workspace to date and we knew we needed a partner we could trust. **From the moment we re-engaged with the team, the process was seamless.**

Our redesigned space required everything from desks, chairs, screens and monitor arms to canteen furniture, breakout areas and executive offices. OfficeMaster handled

each aspect with care, expertise and a genuine commitment to getting it right.

What we appreciated most was the collaborative approach. **OfficeMaster listened, advised, and delivered exactly what we needed** — and the end result speaks for itself. We're delighted with the transformation and proud to recommend OfficeMaster to anyone looking to create an exceptional workplace."

Laura Spillane
Junior Project Manager, STS Group

Completed Project - Sun Life



"Sun Life have been using OfficeMaster for our office furniture requirements for over 7 years now. **We are proud to say that every project completed somehow exceeds the previous one.**

Our relationship is very much collaborative and having OfficeMasters depth of knowledge and insight is a huge asset to us.

The Sun Life workforce both local and international are so impressed with the finished result.

Knowing OfficeMaster is a local company and can respond quickly to any enquiry we may have is also very reassuring. I am more than happy to recommend OfficeMaster as a partner for your project."

ROBERT FOLEY
Corporate Real Estate Manager, Sun Life



"Before moving to our new offices in Ballincollig we undertook an evaluation process to choose our furniture provider. As a result of this process we chose OfficeMaster.

From the start they worked with us and there was no hard sell. They **liaised with our design team and our requirements were always central** to their decision making.

Their customer service and attention to detail was exceptional.

We are delighted with the end product, especially the quality of the furniture. We intend to continue buying our furniture from OfficeMaster and would have no hesitation in recommending them."

NIALL NAUGHTON
Infrastructure Manager, Irish Cattle Breeding Federation

Completed Project - UPMC



The UPMC Global Technology Operations Center (GTOC) in Kilkenny was a highly collaborative project with a fabulous end result.

The new centre was forecasted to employ more than 60 skilled technology workers and other support staff over a three year period, adding to the more than 475 UPMC staff already in Ireland.

Furniture installed includes; desking, storage, glass partitions, privacy booths, breakout spaces, a reception area and acoustic elements.

Nominated for Fit Out Project of the Year 2021 (Medium Office)

Client: UPMC GTOC, Kilkenny.



Completed Project - MSD



Client: MSD Carlow.

Completed Project - Keelvar



“The team at OfficeMaster were a pleasure to work with. They were a great help throughout the project, **providing a huge depth of knowledge and expertise** when advising us on products, finishes, colours, etc.

Any suggestions or recommendations from them were always with our requirements in mind, and they delivered an office that we are extremely happy with.

They exceeded our expectations throughout the project and I wouldn't hesitate in recommending them to others.”

DAVID WALSH
VP of Finance, Keelvar



Completed Project - Eir



"From conception to delivery, [the] design team and installation team worked closely with eir Property to deliver a first class design and product. They listened to eir's requirements and every decision was made with those requirements in mind.

The workmanship and work processes were first class and all the furniture was delivered and installed as per the agreed schedule.

The project team has received **very positive feedback regarding the quality and ergonomic features** of the furniture.

I would have no hesitation in endorsing OfficeMaster to other clients wishing to receive a first class service."

MARTIN MCCANN
Project Manager, Eir Property Division



SENATOR Torasen™


NowyStyl




Seating



Ergonomic Tips



Incorrect Posture



Correct Posture

Back

- Keep your back straight to the chair. Lumbar support is preferable.
- Chair should have armrests. Height-adjustable arms are ideal.
- Ability to adjust seat height is a must. Say no to kitchen & dining chairs!

Arms

- Relax your forearms and keep them within shoulder width.
- Keep arms parallel to the floor and bent at between 90-120°.
- Minimal bend of the wrist. Ergonomic mice help avoid carpal tunnel syndrome.

Rest

- Take regular breaks! This improves circulation, avoids eye-tiredness and boosts productivity.
- The 20-20-20 Rule is ideal for reducing eye strain, while standing for 15 mins out of every hour is helpful for those with a sit/stand desk.

Legs

- Keep your upper legs parallel with the floor, similar to your forearms.
- Ideally feet are flat to the floor, but shorter people may need a footrest.
- Avoid 'pinching' the backs of your legs against the seat. Use a footrest to achieve this if necessary.

Eyes

- The top of your computer monitor should be kept at eye level.
- Screen should be kept at arms length. Any closer is just too close!
- Slightly tilt the bottom of the screen upwards for the best view.

Task & Operator Seating



BETA BA900 Range

BA900G

High back operator chair with no arms

BA900GA

High back operator chair with fixed arms

BA900GHA

High back operator chair with h/adj arms

- 2 lever mechanism, permanent contact back with fixed seat: Back lever releases back to lock in desired position, Forward lever adjusts height of gas spindle



BA900GAAD004

High back operator chair with arms and 2 levers. Cobalt blue fabric

BA900GAAD028

High back operator chair with arms and 2 levers. Charcoal fabric

BA900GABLKV

High back operator chair with arms and 2 levers. Black vinyl

BA900GAHAVANA

High back operator chair with arms and 2 levers. Black fabric

- 2 lever mechanism, permanent contact back with fixed seat: Back lever releases back to lock in desired position, Forward lever adjusts height of gas spindle



BA900GAD004

High back operator chair without arms and 2 levers. Cobalt blue fabric

BA900GAD028

High back operator chair without arms and 2 levers. Charcoal fabric

- 2 lever mechanism, permanent contact back with fixed seat: Back lever releases back to lock in desired position, Forward lever adjusts height of gas spindle



BA900GBLKV

High back operator chair without arms and 2 levers. Black vinyl

- 2 lever mechanism, permanent contact back with fixed seat: Back lever releases back to lock in desired position, Forward lever adjusts height of gas spindle

Lead Time: 7-10 Days

See Page 37
for our CAMIRA and CHIEFTAIN fabric finishes



Task & Operator Seating



BETA BA900 Mesh Range

BA900MGA

Mesh high back operator arm chair with fixed arms

BA900MGHA

Mesh high back operator arm chair with h/adj arms

- 2 lever mechanism, permanent contact back with fixed seat: Back lever releases back to lock in desired position, Forward lever adjusts height of gas spindle

BETA BA915 Range

BA915G

High back operator chair with no arms

BA915GA

High back operator chair with fixed arms

BA915GHA

High back operator chair with h/adj arms

- Large upholstered seat and back with kidney shape back support
- Free Float Mechanism (3 levers to adjust seat angle and seat height)



OC5 Range

OC5BL

High back operator chair with height adjustable arms and on a chrome base. Blue fabric.

OC5BLK

High back operator chair with height adjustable arms and on a chrome base. Black fabric.

OC5C

High back operator chair with height adjustable arms and on a chrome base. Charcoal fabric.

- 2 lever mechanism, permanent contact back with fixed seat: Back lever releases back to lock in desired position, Forward lever adjusts height of gas spindle



OC9 Range

OC9CHARCOAL

High back operator chair without arms. Charcoal fabric.

OC9COBALT

High back operator chair without arms. Cobalt blue fabric.

OC9ACHARCOAL

High back operator chair with fixed arms. Charcoal fabric.

OC9ACOBALT

High back operator chair with fixed arms. Cobalt blue fabric.

OC9MHACHARCOAL

Mesh back operator chair with adjustable arms. Charcoal fabric.

OC9MHACOBALT

Mesh back operator chair with adjustable arms. Cobalt blue fabric.



Lead Time: 7-10 Days

See Page 37
for our CAMIRA and CHIEFTAIN fabric finishes



Task & Operator Seating



Skellig Range

SKELLIGMB

Mesh back operator armchair; spider base. Black

SKELLIG

Upholstered high back operator armchair; spider base. Black

SKELLSS

Seat Slide



Antrim Chair

ANTRIM

Mesh Back, Fabric seat, 4D adj arms,
Lumbar support, Seat slide, Syncro Mechanism

ANTRIMHEADRESTFIT

Headrest for Antrim high mesh back operators chair



Lead Time: 7-10 Days

See Page 37
for our CAMIRA and CHIEFTAIN fabric finishes





Task & Operator Seating

EDO Mesh Range



EDO5MHA

High mesh back executive armchair with h/adj arms

EDO5MHRHA

High mesh back executive armchair with h/adj arms and headrest

EDO7MHA

High mesh back executive armchair with h/adj arms; sliding seat



EDO7MHRHA

High mesh back executive armchair with h/adj arms and headrest; sliding seat

NB44 Range

NB44EF

High back comfort task chair; sliding seat

NB44EFA

High back comfort task chair with fixed arms; sliding seat

NB44EFHA

High back comfort task chair with h/adj arms; sliding seat



Lead Time: 7-10 Days

See Page 37
for our CAMIRA and CHIEFTAIN fabric finishes





Task & Operator Seating



FreeFlow

The primary cause of back pain stems from sitting incorrectly or for extended periods. This places undue strain on the back, as sitting is an unnatural posture—our bodies are fundamentally designed for standing. Recognising this, FreeFlow's innovative design focuses addressing the core question: how can people sit better for longer? Our solution: FreeFlow.

FinTec® is a series of innovative polycarbonate curve supports offering users the perfect balance of support and flexibility throughout their workday. Designed to flex both horizontally and vertically, FinTec® adapts seamlessly to each user's movements, unlike most static back office chairs.

- Technical knit back fabric
- Over moulded PU foam back
- Complementary seat fabric
- Moulded PU foam seat
- Synchronised mechanism with auto-adaptive adjustment
- Intergrated flexible back
- 60mm seat depth adjustment
- Gas lift
- 5 Star Plastic base
- 65mm hard wheel castors



FREEFLOW
Task chair with fixed arms



FREEFLOW
Task chair with height adjustable arms



Task & Operator Seating



Ousby

Designed using flexible, durable and sustainable materials that respond to your movements. Ousby is an organically shaped seating range that provides comfort and support throughout the day, whatever the task.

Offering a contoured mesh back, Ousby features an adjustable integrated lumbar as standard. Its multi-functional arms accommodate varied tasks and user preferences. Ousby also features a dynamic synchronized mechanism with quick tension adjustment and back locking in 5 positions.

- 65mm Hard wheel castors
- Dynamic synchronised mechanism with quick tension adjustment, back locking in five positions, including locking upright
- Moulded seat foam cushion
- 60mm seat depth adjustment
- Self-supporting mesh back
- 50mm Adjustable lumbar support
- Height and width adjustable arms with multi-functional arm pad*
- Height and width adjustable arms*
- 5 Star base



OUSBY

Task Chair with Height Adjustable Arms

OUS2740HA

Lead Time: 8-10 Weeks

SENATOR



Task & Operator Seating



FreeFlex

Freeflex provides a clever and adaptable solution to support the user's movements in their working environment. Flexibility is central to the design of Freeflex, giving the user the freedom to make simple adjustments to the seat height, seat depth and back height to achieve ultimate comfort.

In designing Freeflex, special attention was paid to the user's natural pivot points, where they flex and where they don't. This inspired the development of a dynamic weight balancing tilting action along with an articulated flexing back that intuitively encourages movement, while providing proper support in all positions.

- 65mm Hard wheel castors
- Weight controlled synchronised mechanism with travel limitation in four steps, including locking upright*
- Moulded seat and back foam*
- 60mm seat depth adjustment
- Integrated flexible back membrane*
- 70mm back height adjustment
- Contrasting mesh side panels on the seat and back, with a complementary coloured back insert*
- Width and height adjustable arms
- 5 Star base



FREEFLEX MESH
Task Chair with Height/Width
Adjustable Arms
FLX2840HA



FREEFLEX
Task Chair with Height/Width
Adjustable Arms
FLX740

*Only available on the FLX740 version.

Lead Time: 8-10 Weeks

SENATOR



Task & Operator Seating



Pluto Plus

Pluto Plus is designed to deal with demanding work environments. A fully synchronised mechanism allows the seat to be frequently and easily reconfigured without compromising comfort.

Pluto Plus Mesh delivers the same high performance as the Pluto Plus range. The addition of a breathable mesh back, available in a variety of colour choices, creates a modern feel and discourages fatigue.

A fully synchronised mechanism allows the seat to be frequently and easily reconfigured without compromising comfort. Available with different arm options to meet your exact requirements.

- 60mm Hard wheel castors
- Fully synchronised mechanism
- Height adjustable arms
- 3D Self-supporting mesh back*
- Adjustable lumbar support*
- 5 Star base



PLUTO PLUS

Operator Chair with Height Adjustable Arms

PP80HA



PLUTO PLUS MESH

Task Chair with Height Adjustable Arms and Mesh Back

PPM90HA

*Only available on the PPM90HA version.

Lead Time: 8-10 Weeks



Task & Operator Seating



Prox

NEW

Prox is going beyond expectations and changes the perception of comfort.

Feel how easy is to lean back, shift or stretch. This chair moves with you, sensing your rhythm and adjusting seamlessly. The comfort is dynamic and keeps up with your pace to deliver ergonomic seating. Feel how Prox supports you while working. When comfort moves with you, your productivity follows.



Adjustable, elliptic-shaped lumbar support.



Comfortable yet durable seat thanks to the injected foam



Wide upper part of the backrest and "narrow waist" for additional shoulder support.



Adjustable headrest, possible to fold flat.*

*Optional extra



Comfort-driven design.



Soft and light 3D mesh fabric on the backrest.



Adjustable lumbar support.



Seat made of endure and comfortable injected foam.



Two colour concepts: light grey and black.



Advanced 4D armrests.



Ergonomic Seating

Orthopaedica

Orthopaedica is a comprehensive range of ergonomically responsive task seating designed to meet the challenging conditions found in today's commercial environment.

Boasting an impressive list of possibilities, Orthopaedica provides the user with the ultimate level of postural support. Sculptured seat and back cushions make it an ideal choice for those with back problems.

- 50mm Seat depth adjustment
- Polished Aluminium base
- Multi-fabrics
- Inflatable lumbar support
- Inflatable thoracic support
- AirTech seat
- Coccyx cut out
- Multi-functional arm pads



Orthopaedica
OC97HA



Orthopaedica
OC107HA



Orthopaedica
OC117HA



Orthopaedica
OC207HA



Orthopaedica
OC307HA

Lead Time: 7-10 Days

Ergonomic Seating



NB44 Chair Range

NB44EFHASSLB

High back extra comfort task chair with height adjustable arms, extra foam, sliding seat and lumbar pump.

- Stocked in Havana Black YP009 ONLY



- 1 Back lever releases back to free float and lock in desired position.
- 2 Middle lever releases seat to free float and lock in desired position.
- 3 Forward lever adjusts height of gas spindle.
- 4 Sliding seat.


- 5 Tension knob adjusts tilting intensity.
- 6 Manual hand wheel adjusts back height.
- 7 Lumbar support pump.

EDO700 Chair

ED700HA

EDO high back posture task chair with height adjustable arms synchronised mechanism, sliding seat and lumbar pump.

- Stocked in Havana Black YP009 ONLY



- 1 Wide Waterfall Seat
- 2 Sliding Seat
- 3 Tension Knob
- 4 Lumbar Pump
- 5 Height Adjustable Arms
- 6 Ratchet Back
- 7 2-Lever Synchro Mech

Lead Time: 7-10 Days

See Page 37 for our CAMIRA and CHIEFTAIN fabric finishes





Executive Seating



Linea Range

LINCCHLEBLK

Medium back manager armchair, chrome cantilever frame and fixed padded arms. Black leather.

LINSWCHLEBLK

High back manager armchair, fixed padded arms and chrome 5 star base. Black leather.



Lynx Range

LYNX LB CFP-CR

Low back manager armchair, chrome cantilever frame and fixed padded arms. Black leather.

LYNX SF43-POL

High back manager armchair, fixed padded arms and alu 5 star chrom effect base. Black leather.



Mirage Range

MIRAGECFLEBK

Medium back manager armchair, chrome cantilever frame and fixed padded arms. Black leather.

MIRAGECHLEBK

High back manager armchair, fixed padded arms and chrome 5 star base. Black leather.



Orion Chair Range

ORION STO4-POL

ORION medium back armchair, chrome effect cantilever frame and fixed padded arms. Black Leather.

ORION LB CF-CR

ORION high back executive swivel armchair

Draughtsman & Industrial Seating



BETA Draughtsman Range

BA800GR

Draughtsman low back operator Chair, adjustable footring

Fixed Arms

HIA Arms



BA900GR

Draughtsman high back operator chair, adjustable footring

Fixed Arms

HIA Arms

BT8 Industrial Range

BT8

Medium back polyurethane typist chair no footring



BT8GRBLK

Medium back industrial chair without arms, polyurethane with an adjustable footring, on glides. Black.

TC304B/O

Medium back ESD & sterile draughtsman chair. Black vinyl,

ESD glides, alu 5 star base & column.



*Low stool available upon request

Lead Time: 7-10 Days

See Page 37
for our CAMIRA and CHIEFTAIN fabric finishes



24hr Seating

psi



MH1 24hr Chair

Multi-function mechanism with seat tilt (including forward seat tilt), independent back angle adjustment and multi-position lock; Tension control Standard features; Height adjustable ratchet back; Chrome base; Height and width adjustable armrests.

MH1

High back 24 hour chair with headrest; Band 3 option

psi



MM2 24hr Chair

MM2

High back 24 Hour armchair with seat tilt; Band 3 option

psi



PM2A Performance Chair

PM2A

High back performance chair with armrest; Band 3 option

190C

190kg conversion kit

CBK

Chrome base

psi



PH1A Performance Chair

Multi-function mechanism with seat tilt, independent back angle adjustment and multi-position lock; Seat slide; Inflatable lumbar support; Height adjustable ratchet back; Black nylon base; Height and width adjustable armrests.

PH1A

High back performance chair with headrest; Band 3 option

190C

190kg conversion kit

CBK

Chrome base

Lead Time: 3-4 Weeks

See Page 37
for our CAMIRA and CHIEFTAIN fabric finishes

Meeting, Visitor & Conference Seating



SENATOR



Trillipse Chairs

T104A

Four Leg Chair, Upholstered Seat and Plastic Back with Arms

T105A

Cantilever Chair, Upholstered Seat and Plastic Back with Arms

T107A

Four Leg Chair with Castors, Upholstered Seat and Plastic Back with Arms



Torassen™



Kyos Chairs

KS2A

Four Leg Chair, Upholstered Seat and Plastic Back with Arms

KS5A

Cantilever Chair, Upholstered Seat and Plastic Back with Arms

KM8A

Four Leg Chair, Upholstered Seat and Mesh Back with Arms





Meeting, Visitor & Conference Seating

Circo Chairs



CR2

Upholstered Seat and Mesh Back with Arms, 5 Star Base with Castors

CR5

Upholstered Seat and Mesh Back with Arms, 5 Star Base with Glides



Ricco Chairs



RIC115

Conference Chair With Mesh Back And Seat

RIC125

Conference Chair With Mesh Back And Upholstered Seat



See Page 37
for our CAMIRA and CHIEFTAIN fabric finishes

SENATOR

Meeting, Visitor & Conference Seating



21S Range

21SBL

4 leg upholstered stacking side chair with black frame. Blue fabric.

21SC

4 leg upholstered stacking side chair with black frame. Charcoal fabric

21SCBL

4 leg upholstered stacking side chair with chrome frame. Blue fabric.

21SCC

4 leg upholstered stacking side chair with chrome frame. Charcoal fabric



21SCBLKVINYL

4 leg upholstered stacking side chair with chrome frame. Black vinyl.

21SCRED

4 leg polypropylene stacking side chair with chrome frame. Red.

21SARMS

Polypropylene fixed arms (sold as pair) Black.



ASLAMLH

Writing tablet. Left hand. Black

ASLAMRH

Writing tablet. Right hand. Black

NowyStyl

DBY415 Range



DBY415CP

Multi purpose stackable side chair with chrome frame

DBY415CPA

Multi purpose side chair with fixed arms and chrome frame

DBY415CPWT

Multi purpose side chair with chrome frame and writing tablet

DBY415EP

Multi purpose stackable side chair with black frame

DBY415EPA

Multi purpose side chair with fixed arms and black frame

DBY415EPWT

Multi purpose side chair with black frame and writing tablet



Lead Time: 7-10 Days

See Page 37
for our CAMIRA and CHIEFTAIN fabric finishes



Meeting, Visitor & Conference Seating

Clifden Range



CLIFCSWA

Mesh back chair; Chrome swivel frame

CLIF4A

Mesh back chair; Chrome 4-leg frame

CLIFA

Mesh back chair; Chrome cantilever frame



CLIFDEN

Lead Time: 7-10 Days

See Page 37
for our CAMIRA and CHIEFTAIN fabric finishes



Meeting, Visitor & Conference Seating



Samba Chairs

SAMBA.VBLK

Armchair with black wooden armrests and 4 legged chrome frame. Black contract vinyl.



SAMBA.VBLK

Armchair with black wooden armrests and 4 legged chrome frame. Black contract vinyl.




Lead Time: 7-10 Days

See Page 37
for our CAMIRA and CHIEFTAIN fabric finishes

NowyStyl



Factory Seating Fabrics for Irish-Made Seating



camira

BAND A

Citadel
Phoenix

BAND B

Advantage
Era
Gravity
Manhattan
Rivet
Urban

BAND C

Main Line Plus
Canopy
Chateau
Sprint
Velocity
X2
Xtreme

BAND D

Aspect
Manila
Patina
Quest
Replay
Vita

BAND E

24/7
24/7 Flax
Aquarius
Blazer
Hemp
Main Line Flax
Main Line Twist
Oceanic
Silk
Synergy
Track



chieftainfabrics

BAND B

Classic
Legend

BAND C

Carino
Just Colour
Just Pattern

BAND E

Carousel
Casco
Cube
Earthly
Lionella
Marquis
Multi-stretch
Pasha
Ravel
Riviera
Self Colour
Traditional
Universal

For all other fabrics and manufacturers bands get in touch
with your OfficeMaster sales representative.



Breakout & Collaboration





Reception & Meeting

Ardmore Lounge

4 Leg fully upholstered lounge armchair with integrated armrests. Available in two different frame options. (Wooden or Black metal frame).



ARDLW

Multi-Purpose Chair. Black swivel frame

ARDBLK

Multi-Purpose Chair. Chrome 4 leg frame

Ardmore Club

4 Leg fully upholstered armchair with integrated armrests. Available in two different frame options. (Wooden or Black metal frame).



ARDCW

Lounge armchair. Black swivel frame

ARDCBLK

Lounge armchair. Black metal frame

Ardmore Stool

4 Leg fully upholstered stool with integrated armrests. Available in two different frame options. (Wooden or Black metal frame).



ARDS750W

Stool with 4 leg wooden frame

ARDS750BLK

Stool with black metal frame

Lead Time: 6 Weeks



Choose from hundreds of fabrics in the CAMIRA range.



Reception & Meeting



4-star base with castors

4-leg powder-coated steel

X-Frame Base

Wooden leg

4-star base with glides

Naudu Soft Seating

Everyone likes this moment at work – a break, a few minutes to breathe, the time when we leave the desk and sit on the sofa or armchair. Regardless of whether it is a moment of relaxation, informal conversation or waiting for a meeting, the streamlined shapes and soft finishes of Naudu create an open and cosy atmosphere.



Tilkka Tables

Warm, inviting lounge chairs and sofas are complemented by Tilkka tables. While the range is extensive, it remains visually cohesive, with each piece designed to work seamlessly alongside the others through a carefully considered design approach.

Lead Time: 6 Weeks



Choose from hundreds of fabrics in the CAMIRA range.

NowyStyl



Reception & Meeting

Athena Chairs



Athena is the perfect combination of aesthetics and functionality. Designed for office spaces, meeting rooms and waiting areas, armchair is also ideal for use in the hospitality sector as comfortable seating. Available in a choice of colours from the Camira Blazer or Synergy range

ATHENA.ST33BLKVL4043

Upholstered chair with integrated armrests and swivel base. Black base, stocked in Valencia vinyl.



ATHENA 4 LEG

Upholstered chair with integrated armrests and 4 leg frame. Black, Chrome, Olive Green or Cashmere coloured frame. Blazer or Synergy fabric.

Club Tub Seating



Soft upholstered seat and backrest with integrated armrests; a choice of fabric or vinyl options available; Stocked in Black Valencia vinyl.

CLUBV4BLK

Tub single chair. Black contract vinyl.



CLUBDUOV4BLK

Club Tub 2 seater sofa. Black contract vinyl.

Also available in a 3 seater version. POA.

Lead Time: 6 Weeks



Choose from hundreds of fabrics in the CAMIRA range.

NowyStyl



Reception & Meeting



Barra Soft Seating

Fully upholstered with oak legs and button detailing; Available in Camira Aquarius and Blazer palettes.



BARRA

Soft single seat arm chair

BARRA2

Soft seat 2 seater sofa

BARRA3

Soft seat 3 seater sofa



Lead Time: 6 Weeks



Choose from hundreds of fabrics in the CAMIRA range.

DS2



Modular Seating



Pod Range

Soft upholstered seat and backrest with integrated armrests; a choice of fabric or vinyl options available; Stocked in Black Valencia vinyl.

CB1

Cubed, Fully upholstered seat, Plastic foot/floor protectors

QB2

Rectangular, Fully upholstered seat, Plastic foot/floor protectors

QBTUB

Circular pod seat

Lead Time: 6 Weeks



Choose from hundreds of fabrics in the CAMIRA range.

DS2



Modular Seating

Series 400 Range

Modular seating range designed for every workspace.



Series 900 Range

Configurable booth & collaborative seating solution.



Lead Time: 8 Weeks



Choose from hundreds of fabrics in the CAMIRA range.



Modular Seating



Magnes II Modular System

- ✓ Unlimited possibilities of combining shapes, functions.
- ✓ Fits into any interior.
- ✓ Seat and cushion can be upholstered in different colours.
- ✓ Stable construction and durable materials.
- ✓ Comfortable seats.
- ✓ Unlimited possibilities of combining shapes, functions.

Magnes II is a modular seating system perfect for public spaces. The system's flexibility ensures free arrangement and configuration possibilities. Magnes II is a perfect solution for interiors of various types and sizes.



Flower-Shape



O-Shape



S-Shape



Linear

Lead Time: 6-8 Weeks



Choose from hundreds of fabrics in the CAMIRA range.

NowyStyl

Breakout & Collaboration Seating



Mollen Soft Seating

- ✓ Complementary range: armchair, sofa and coffee tables.
- ✓ Pocket springs for utmost comfort and endurance.
- ✓ Visually light frame.
- ✓ Wide palette of upholsteries and metal colours.

Soft, cosy, enveloping, warming, mild, peaceful. Comfort can be described in so many ways. Mollen gives it a real shape. Regardless of the surroundings, a heavenly comfortable Mollen becomes a private island of relaxation. No surprise that the line is named after the Swedish word "moln" which means cloud.

Metal Frames



Lead Time: 6-8 Weeks



Choose from hundreds of fabrics in the CAMIRA range.

NowyStyl



Breakout & Collaboration Seating



Scadio Soft Seating

- ✓ High or low backrest.
- ✓ High backrest to reduce external distractions.
- ✓ Comfortable seat.
- ✓ Decorative piping.
- ✓ Two types of base.
- ✓ Leg rest.

The Scadio armchair line stands for comfort, elegance and functionality, meeting the highest aesthetic and functional requirements. Armchairs from this line can be a perfect accent for any interior, regardless of its style. Their well-thought-out design will fit perfectly into both modern, minimalist spaces and more classic arrangements. It is an ideal solution for relaxation areas, meeting places or waiting rooms, as well as for home spaces.



Lead Time: 6-8 Weeks



Choose from hundreds of fabrics in the CAMIRA range.

NowyStyl

Breakout & Collaboration Seating



Clara Soft Seating



- ✓ Moulded foam construction.
- ✓ Fully upholstered.
- ✓ Performance Standards BS EN 16139:2013-1

A stylish mid lounge chair designed to provide comfort and style. Clara offers a choice of frame to suit any budget or environment.

Solid Ash Frame



Metal Frame



CLR10

CLR20

CLR40

CLR60

CLR70

Lead Time: 6-8 Weeks



Choose from hundreds of fabrics in the CAMIRA range.



Breakout & Collaboration Seating



Tonik Soft Seating

- ✓ Fully upholstered shell with fixed arms.
- ✓ Height adjustable mechanism with tilt action.
- ✓ Medium or High back.
- ✓ Polished Aluminium 4 star base with plastic glides.
- ✓ Base finished in Black powder coat.*
- ✓ Multi-fabrics.*

Crafted with an unwavering commitment to comfort. Tonik creates a harmonious balance between support, softness and inviting aesthetics, making it a natural choice for any relaxing environment.

Choose between the high-back for a statement of elegance or the mid-back for a more subtle sophistication – either way, Tonik commands attention with its refined silhouette and superior quality.



TNK01



TNK02

Lead Time: 6-8 Weeks



Choose from hundreds of fabrics in the CAMIRA range.

Toraseen™

*Optional extra.

Breakout & Collaboration Seating



Harriet Soft Seating


- ✓ Fully upholstered shell.
- ✓ Fully upholstered arms.
- ✓ Single armchair and 2-seater sofa.
- ✓ Tubular steel black frame or wire frame or solid ash 4 leg frame or 4 star base or pyramid base.
- ✓ Headrest available.*

Perfect for reception and breakout areas, Harriet blends comfort with a sleek, modern design. Adding just the right amount of visual interest the clean lines and horizontal stitch detail to enrich the range with subtle details.

Solid Ash Frame



Metal Frame



HAR101



HAR102



HAR103



HAR104



HAR105H

Lead Time: 6-8 Weeks



Choose from hundreds of fabrics in the CAMIRA range.

Toraseen™

*Optional extra.



Breakout & Collaboration Seating



Herbie Soft Seating

- ✓ Fully upholstered shell
- ✓ Single lounge chair or 2-seater sofa.
- ✓ Tubular steel frame or wire frame or solid ash wood leg or 4-star base or pyramid base.
- ✓ Multi-Fabrics.*
- ✓ BS EN 16139:2013-1

A simply designed collection of soft seating makes the perfect style statement in reception areas, working environments or breakout areas.

The Herbie seating collection shares a common design language that combines style with comfort.

Solid Ash Frame



Metal Frame



HRB5



HRB60



HRB20



HRB30



Lead Time: 6-8 Weeks



Choose from hundreds of fabrics in the CAMIRA range.

Toraseen™

*Optional extra.

Breakout & Collaboration Seating



Verge Seating Blocks

- ✓ Traditional carcass construction.
- ✓ Fully upholstered.
- ✓ Plastic glides.
- ✓ Multi-Fabrics.*
- ✓ 25mm MFC top version.

The fully upholstered soft seating blocks can be configured to suit various layouts, providing flexible seating arrangements that can adapt to the ever changing needs of an environment.

Verge can be used for collaborative brainstorming sessions, solo work with a laptop table or in a casual breakout area.

MFC Finishes - Band 1



VRG04



VRGTB



VRG02



VRG02

Lead Time: 6-8 Weeks



Choose from hundreds of fabrics in the CAMIRA range.

Toraseen™

*Optional extra.



Breakout & Collaboration Seating



Conic Soft Seating

Conic is a refreshing, eye catching and exciting take on various conical forms seen in contemporary soft seating over the decades.

Conic's shape and form provide excellent and inviting levels of comfort with a broad appeal. New upholstery detail gives this piece a fresh twist.

Mainline Metal Finishes

- BLACK
- WHITE
- SLATE GREY
- BRONZE
- POLISHED CHROME
- SILVER M04
- SILVER



Lead Time: 6-8 Weeks



Choose from hundreds of fabrics in the CAMIRA range.

Allermuir

Breakout & Collaboration Seating



Open Soft Seating

Open is an elegant and relatively compact contemporary range of soft seating, comprising of a lounge chair with or without a headrest, footstool and a large two seat sofa.

The moulded seat shells and cushions with bull nosed edge profile and tailored upholstery, provides great comfort, precise shape and visual slenderness.

Base Metal Finishes



Lead Time: 6-8 Weeks



Breakout & Collaboration Seating



Haven/Haven Bench

Haven can provide excellent personal privacy, a haven, within a busy world.

A place for either quiet contemplation or communication and collaboration for an effective team.



Lead Time: 6-8 Weeks



Choose from hundreds of fabrics in the CAMIRA range.

Allermuir

Breakout & Collaboration Seating



Mote

Mote responds to the demands of dynamic work environments; versatile, reconfigurable spaces for meeting, learning, focusing, or relaxing. No detail is an afterthought with every inch having been given careful consideration to reclaim redundant space.

Meet at casual and open Mote configurations that use sofas and ottomans, or Retreat to more private and peaceful settings by erecting screens and canopies.



Lead Time: 6-8 Weeks




Choose from hundreds of fabrics in the CAMIRA range.

SENATOR



Breakout & Collaboration Seating



Bastille Soft Seating

Bastille is a seating family made up of a dining, lounge, and bar stool with a minimalist, yet luxurious aesthetic creating a fusion of heritage and modernity.

The collection was designed specifically with hospitality environments in mind although with the increased merging of interior styles in corporate and hospitality settings the collection could easily transition across both.

Base Metal Finishes

- NEW BLACK
- DARK BRONZE
- SOFT GOLD
- SOFT SILVER
- DARK MULBERRY




Lead Time: 6-8 Weeks



Choose from hundreds of fabrics in the CAMIRA range.

Breakout & Collaboration Seating



Bastille Lounge Soft Seating

Bastille Lounge is an evolution of Bastille. Bastille's generously contoured and curved silhouette is the definition of luxury. Available as a Club chair, 2 seater, and 3 seater sofa designed to complement the existing range.



Lead Time: 6-8 Weeks



Choose from hundreds of fabrics in the
CAMIRA range.

Allermuir



Modular Seating Coffee Tables



NowyStyl

Brainy Range



BRAINY

Brainy offers a selection of upholsteries that allow you to create a unique and stylish space.



Coffee Tables

Circular/Curved Square/Rectangular Coffee Tables

with Trumpet Base



Circular/Rectangular Coffee Tables

with Hairpin Leg

Lead Time: 8-10 Weeks



Choose from hundreds of fabrics in the CAMIRA range.



Collaboration Tables



Canopy Desk Height Tables

CANOPY LOW

2080/2580/4080/5080W x 1400D x 2000H / 25mm top, size 1998 x 1400W /
Table Height 740mm / cable management within frame



Canopy Poseur Height Tables

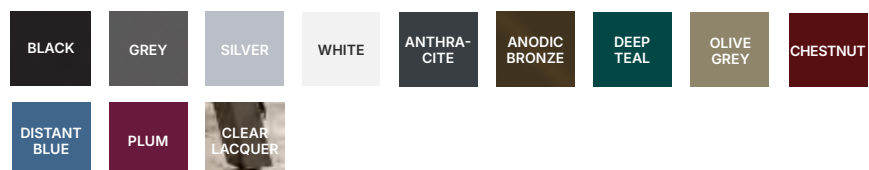
CANOPY POSEUR

2080/2580/4080/5080W x 1400D x 2000H / 25mm top, size 1998 x 1280W /
Table Height 1050mm / cable management within frame

MFC Finishes - Band 1



Metal Finishes



Lead Time: 3-4 Weeks

Contact your local sales representative for Bands 2 & 3



Collaboration Tables



Gianni 'A' Poseur Height Tables

Rectangular poseur table; A frame; 1200/1400/1600/1800/2000/3000/3600W x 800D x 1050H



Gianni 'A' Frame Tables

Rectangular table; A frame; 1200/1400/1600/1800/2000/3000/3600W x 800D x 740H



Gianni 'A' Low Bench Seats

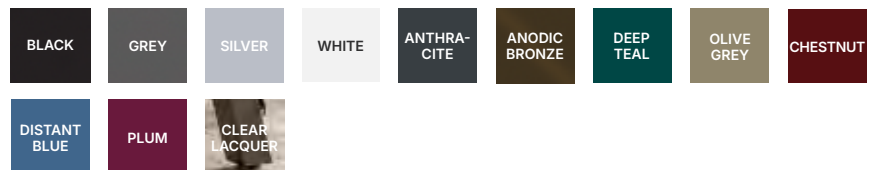
Rectangular bench seat; A frame; 900/1100/1300/1500/1700W x 350D x 455H



MFC Finishes - Band 1



Metal Finishes



Lead Time: 3-4 Weeks

Contact your local sales representative for Bands 2 & 3





Collaboration Tables



TRCT8 Meeting Table

Circular Meeting table; 800/900/1000/1200/1400dia X 740H



Brava Meeting Table

Circular Meeting table; 800/1000/1200dia X 740H



MFC Finishes - Band 1



Lead Time: 3-4 Weeks

Contact your local sales representative for Bands 2 & 3



Collaboration Tables



Silta Collaboration Table

Silta is a premium high table for breakout spaces, adhoc meetings or a place to simply perch and connect.

Modern meets vintage with industrial design featured right alongside a modern aesthetic with convenient additions such as bag hooks.

MFC Finishes - Band 1



Wood Stained Ash Finishes



Metal Frame Finishes



Lead Time: 6-8 Weeks

Contact your local sales representative for Bands 2 & 3



SENATOR Torasen™

PULSE

NowyStyl

HAWK
FURNITURE



Desking & Storage







Impulse Desking & Storage



Impulse Rectangular Desks



25mm top; 2mm ABS edging; Silver coated strut legs; 2 cable ports; Adjustable feet; Steel to steel fixings; Silver frame; 18mm modesty panel.

Width: 1200 / 1400 / 1600 mm Depth: 800 mm Height: 730 mm

MFC Finishes



Frame Finish



Impulse Radial Desks



25mm top; 2mm ABS edging; Silver coated strut legs; 3 cable ports; Adjustable feet; Steel to steel fixings; Silver frame; 18mm modesty panel.

Width: 1600 mm Depth: 800 mm Height: 740 mm

MFC Finishes



Frame Finish



Lead Time: Express

IMPULSE



Impulse Desking & Storage



Under Desk Mobile Pedestals

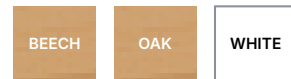
- IMP2 2 drawer mobile pedestal, 430W x 500D x 510H
 IMP3 3 drawer mobile pedestal, 430W x 500D x 510H

Desk High Pedestal

- IDHP3600 3 drawer desk high pedestal, 430W x 600D x 730H



MFC Finishes



Bookcases

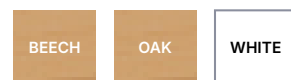
- IB1200 1200 bookcase, 3 adjustable shelves, 1200H x 400D x 800W
 IB1600 1600 bookcase, 4 adjustable shelves, 1600H x 400D x 800W
 IB2000 2000 bookcase, 5 adjustable shelves, 2000H x 400D x 800W

Cupboards

- IC1200 1200 bookcase, 3 adjustable shelves, 1600H x 400D x 800W
 IC1600 1600 bookcase, 4 adjustable shelves, 1600H x 400D x 800W
 IC2000 2000 bookcase, 5 adjustable shelves, 2000H x 400D x 800W



MFC Finishes





Apex Desking



Apex Bench Desk

With its superior durability, functionality and style, Apex is the perfect solution for contemporary workspaces, representing the next level in high-performance desk design.

Bench desking system with various frame options, 25mm MFC rectangular top, scalloped tops and levelling feet.

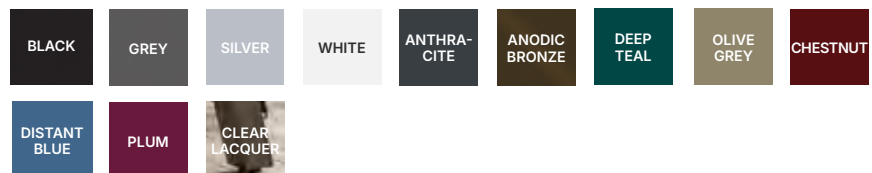
Width: 1000 / 1200 / 1400 / 1600 / 1800 / 2000 mm Depth: 600 / 700 / 800 mm
Height: 740 mm



MFC Finishes - Band 1



Metal Finishes



Lead Time: 3-4 Weeks

Contact your local sales representative for Bands 2 & 3



Aspen Desking




Torasen™

Aspen Single Desk

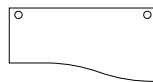
Simple, affordable single desks with a variety of leg frame options, perfect for smaller spaces. Delivering strength in a sleek, simple form. Aspen Standalone desks are built for both style and practicality.

Standalone desk with steel quad frame, 25mm MFC rectangular top, cable ports
18mm MFC modesty panel and levelling feet.

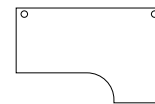
Width: 800 / 1000 / 1200 / 1400 / 1600 / 1800 mm Depth: 800 mm Height: 730 mm



Rectangular



Single Wave



Radial



Compact

MFC Finishes



Metal Finishes



Lead Time: 4 Weeks



Aspen Bench Desking



Torasan™

Aspen Bench Desk

A sleek and visually appealing bench system and meeting tables, perfect for collaborative environments. Aspen Bench is the perfect example of less is more. Offering a range of pre-configured sizes – whether in-line, back to back or meeting tables. Aspen Bench is designed to meet the needs of everybody in every workplace.

Bench desking system with slim steel frame with mitre joint ends legs, inset steel mid legs, 25mm MFC rectangular top, scalloped tops and levelling feet.

Width: 1200 / 1400 / 1600 / 1800 mm Depth: 800 mm Height: 730 mm

Optional Extras:

- Screens • Monitor arms • Cable baskets • Cable spine • Power modules

MFC Finishes



Metal Finishes



Lead Time: 4 Weeks



Freeway Desking



Project:
Clear Insurance Group,
Co. Cork

Torasen™

Freeway Single Desk

A range of desking that offers a simple yet practical working solution. This versatile range gives a strong clean image in a crisp design which delivers intelligent results. In-line benches are created by connecting workstations. When ordered in component form you are able to link as many workstations as necessary to complete your configuration.



Standalone desk with fabricated steel legs, steel crossrail, levelling feet, scalloped cable access and 25mm MFC rectangular tops.

Width: 800 / 1000 / 1200 / 1400 / 1600 / 1800 mm Depth: 800 mm Height: 730 mm



Bench desk with fabricated steel legs, steel crossrail, levelling feet, scalloped cable access and 25mm MFC rectangular tops.

Width: 800 / 1000 / 1200 / 1400 / 1600 / 1800 mm Depth: 1650 mm Height: 730 mm

Optional Extras:

- Screens • Monitor arms • Cable baskets • Cable spine • Power modules

MFC Finishes



Metal Finishes



Lead Time: 4 Weeks



Freeway Bench Desking



Project:
MSD, Co. Carlow

Toraseen™

Freeway Bench Desk

Freeway Bench is available to order as set configurations or standalone, in-line or back to back benches for ease of specifying or alternatively Freeway can be ordered as individual components for added configurability.



Standalone desk with fabricated steel legs, steel crossrail, levelling feet, scalloped cable access and 25mm MFC rectangular tops.

Width: 800 / 1000 / 1200 / 1400 / 1600 / 1800 mm Depth: 800 mm Height: 730 mm

Bench desk with with fabricated steel legs, steel crossrail, levelling feet, scalloped cable access and 25mm MFC rectangular tops.

Width: 800 / 1000 / 1200 / 1400 / 1600 / 1800 mm Depth: 1650 mm Height: 730 mm

Optional Extras:

- Screens • Monitor arms • Cable baskets • Cable spine • Power modules

MFC Finishes



Metal Finishes



Lead Time: 4 Weeks



Executive Desking



Brava Executive Desk

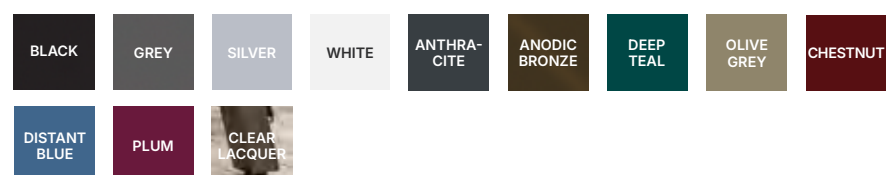
Executive desk includes three drawers (non-locking), cupboard and CPU space
 Width: 1600 / 1800 / 2000 mm (single door cupboard, 1D) Overall: 1913 / 2113 / 2313 mm
 Depth: 1600 / 2000 mm Height: 740 mm

Executive desk includes three drawers (non-locking), cupboard and CPU space
 Width: 1600 / 1800 / 2000 mm (double door cupboard, 2D) Overall: 1913 / 2113 / 2313 mm
 Depth: 1600 / 2000 mm Height: 740 mm

MFC Finishes - Band 1



Metal Finishes



Lead Time: 4 Weeks

Contact your local sales representative for Bands 2 & 3



Executive Desking



Porta Executive Desk

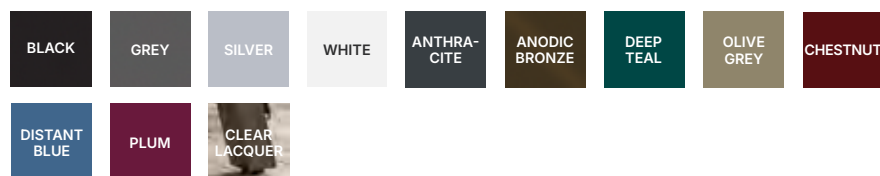
Executive desk includes three drawers (non-locking), cupboard and CPU space
Width: 1600 / 1800 / 2000 mm (single door cupboard, 1D) Overall: 1913 / 2113 / 2313 mm
Depth: 1600 / 2000 mm Height: 740 mm

Executive desk includes three drawers (non-locking), cupboard and CPU space
Width: 1600 / 1800 / 2000 mm (double door cupboard, 2D) Overall: 1913 / 2113 / 2313 mm
Depth: 1600 / 2000 mm Height: 740 mm

MFC Finishes - Band 1



Metal Finishes



Lead Time: 4 Weeks

Contact your local sales representative for Bands 2 & 3



Height Adjustable Desking



Air Height Adjustable Desking

Single and Back-to-Back sit stand desks with dual motor and 3 stage lift legs, LED controller function with 4 programmable settings, anti-collision settings, 120kg weight capacity.

Width: 1200 / 1400 / 1600 Depth: 750 mm Height: 630-1250 mm

MFC Finishes

WALNUT

OAK

WHITE

Frame Finish

BLACK

SILVER

WHITE



Active Height Adjustable Desking

Single sit stand desks with dual motor 3 programmable memory with LED display and sit/stand time reminder. 100kg weight capacity.

Width: 1200 / 1400 / 1600 Depth: 500 mm Height: 630-1250 mm

MFC Finishes

WALNUT

OAK

WHITE

Frame Finish

SILVER

WHITE

Lead Time: Express



Freeway Height Adjustable



Freeway Height Adjustable Desking

Freeway incorporates a simple yet practical height adjustable workstation that offers a solution to today's office requirements.



Single electric sit stand desk with steel frame, levelling adjustment, scalloped cable access, 25mm MFC rectangular tops.

Width: 1200 / 1400 / 1600 / 1800 / 2000 mm Depth: 800 mm Height: 620-1270 mm



Back-to-Back electric sit stand desk with steel frame, levelling adjustment, scalloped cable access, 25mm MFC rectangular tops.

Width: 1200 / 1400 / 1600 Depth: 1650 mm Height: 630-1250 mm

Optional Extras:

- Screens • Monitor arms • Cable baskets • Cable spine • Power modules

MFC Finishes



Metal Finishes



Lead Time: 3-4 Weeks



Wooden Storage



Storage Top Planters

PB8

Storage top planter; 800W x 410D x 200H

PB10

Storage top planter; 1000W x 410D x 200H

PBGSYT

Storage top planter; 1100W x 531D x 200H



Cupboard Planter Short

CUPPS8

Short cupboard planter; 800W x 410D x 1340H

CUPP10

Short cupboard planter; 1000W x 410D x 1340H



Cupboard Planter Tall

CUPPT8

Tall cupboard planter; 800W x 410D x 1340H

CUPPT10

Tall cupboard planter; 1000W x 410D x 1340H



Panel Mount

Intended for use on desktop planters but can be mounted on any suitable vertical surface (providing correct hole size can be cut-out)



In Desk

Instant access to power your accessories without having to reach under your desk into the cable tray.



Under Desk

Perfect on collaboration tables or if you don't want to spoil the clean lines of your desktop, these under desk modules are a handy addition to any work space.



Monitor Arms

Top fix installation and through desk bolt fitting included. Modern design with availability in black or white.

Accessories





Cable Management: Monitor Arms

FSA Monitor Arms

The FSA (Flat Screen Arm) monitor arm range has been designed to hold the latest screen technology, allowing the end user to adjust the height, angles, and viewing preferences, which in return helps employees reap the rewards of correct posture in the workplace.

- Single: Fit screen: 17"-30", weight capacity of 20kg
- Double: Fit screen: 17"-24", weight capacity of 13kg per arm
- Universal 75mm and 100mm Vesa plates included
- Two mounting options:
 - Through Desk fixing
 - Edge desk clamp
- Powder-coated surface finish
- Material: Aluminium, Plastic, Steel
- Full cable management included



Project:
Maxi Zoo, Ballincollig,
Co. Cork

FSA1-SR
FSA1-WH
FSA1-BL

Single monitor arm, manually adjustable. Silver.
Single monitor arm, manually adjustable. White.
Single monitor arm, manually adjustable. Black.

FSA2-SR
FSA2-WH
FSA2-BL

Dual monitor arm, manually adjustable. Silver.
Dual monitor arm, manually adjustable. White.
Dual monitor arm, manually adjustable. Black.

Lead Time: 2 Weeks

Cable Management: Monitor Arms



Strela Monitor Arms

Strela monitor arm is ideal for virtually any application due to its ability to easily rotate between portrait and landscape orientation. The aluminum arm creates a stylish and elegant look adding to any home or office décor. The flexible arm joint and rotating/tilting VESA plate allow the user to adjust the height and angle of monitors, offering the optimum viewing experience. ABL's Strela articulating monitor arm combines value and versatility into a single product solution.

- Fit screen: 17"-32", weight capacity of 8kg
- Universal 75mm and 100mm Vesa plate fixing
- Material: Aluminium, Steel
- Quick-release VESA plate
- Cable management clips included
- Fits 5-60 mm desk thickness



STRELA1SR
STRELA1WH
STRELA1BL

Single monitor arm, manually adjustable. Silver.
Single monitor arm, manually adjustable. White.
Single monitor arm, manually adjustable. Black.

STRELA2SR
STRELA2WH
STRELA2BL

Dual monitor arm, manually adjustable. Silver.
Dual monitor arm, manually adjustable. White.
Dual monitor arm, manually adjustable. White.

Lead Time: 2 Weeks



Cable Management: Monitor Arms

Sigma Spring-Assisted Monitor Arms

ABL's newest flat screen monitor arm Sigma is quick to assemble and easy to use premium monitor arm facilitating the needs of single or double monitors. The effortless design allows the installer to fit the arm in minutes and the rotation/ swivel features make it easy to meet the needs of the end-user, as they can place the screen at the correct height to avoid neck and back tension. Sigma is available in matt black and matt white and is equipped with black or white inserts.



- Spring-assisted monitor arm
- Fit screen: 17"-32", weight capacity of 8kg
- Universal 75mm and 100mm Vesa plate fixing
- Material: Aluminium, Plastic, Steel
- Equipped with both Top Fix and Through Desk Clamps, suitable for 10-50mm desk thickness
- Quick-release VESA plate



LDT20-C012-B
LDT20-C012-W

Sigma single spring monitor arm. All Black.
Sigma single spring monitor arm. White/Black.

LDT20-C024-B
LDT20-C024-W

Sigma dual spring monitor arm. All Black.
Sigma dual spring monitor arm. White/Black.

Lead Time: 2 Weeks

Cable Management: Power Modules



Aero Flip Power Module

The Aero Flip remains our most popular in-desk power module, ideally suited for electrification of boardroom or meeting tables. This modular system is available with a variety of configurations including the USB A+C ports for fast charging, CAT6 data, HDMI, and USB to name a few.

- Available in up to six sockets, USB A+C port for fast charging, and media connections
- G type sockets are individually fused with 3.15A or 5A fuse in compliance with BS6396 related to electrical systems in furniture
- Designed to fit desk thickness between 10 and 40mm
- All standard options come with 0.5m drop lead to 3 Pole Connector
- The aluminium lid and modular parts are available in grey, black and white



Lead Time: 2 Weeks



Cable Management



Cable Baskets

WB1000TS
WB1200TS
WB1400TS

Wire cable basket 1000mm long c/w brackets. Chrome.
Wire cable basket 1200mm long c/w brackets. Chrome.
Wire cable basket 1400mm long c/w brackets. Chrome.



Cable Baskets

ROSP
CC101

Cable spine. Grey/White/Black
Cable spine (for Height Adjustable Desk); Grey/White/Black.

Lead Time: 2 Weeks



Cable Management



In-Desk Power Module

Port-EI 1 ppower, smart charge
2F2131A3

On-Desk Power Modules

Chroma 2 power & smart charge
CWW12G360000

TRM power module. 2 Power & smart charge
with thermal rest. White

2A61T2A3



CPU Holder

CPU holder. White or Black
BCPU-SR

Under-Desk Power

Mains lead 3 or 5 metres. Black
MLG3MB MLG5MB



Underdesk 4 gang extension. Black
2M603303




Screens






 Freeway Desking

 Pluto Plus Mesh Chair

 BV40 Pedestal



 D30 Screens



 Blade Screens



Desktop Screens



Every screen is supplied with 2 desk clamps to fit various desking range tops up to 50mm. Desk top screens can be manufactured with a linking option to create a 3 or 4 cluster and must be specified at time of ordering.

Rectangular - 320mm High

Rectangular Screen W: 800 - 1800 H: 320

Rectangular - 400mm High

Rectangular Screen W: 800 - 1800 H: 500

Rectangular - 500mm High

Rectangular Screen W: 800 - 1800 H: 500

Lead Time: 7-10 Days



See Pages 63-64
for our CAMIRA screen fabric finishes

Floorstanding Screens



FLOOR SCREENS create privacy, help reduce office noise and transform open plan offices into stylish workspaces, without reducing natural daylight.

Working areas can be created or a continuous run of screens can provide a temporary partition in halls or corridors.

2 way linking strips are supplied with every linking screen and for various other configurations 3 and 4 way linking strips are available.

Floor Standing Screens

Rectangular Floorstanding Screen W: 600 - 1800 H: 1200

Rectangular Floorstanding Screen W: 600 - 1800 H: 1600

Rectangular Floorstanding Screen W: 600 - 1800 H: 1800

Linking Strips 2 WAY/3 WAY/4 WAY in Graphite or Silver

Screen Feet

Lead Time: 7-10 Days



See Pages 63-64
for our CAMIRA screen fabric finishes



D10 Screens



Fabric screens with either raised or flat stitching; 30mm carcass as standard on flat and desk mounted screens; 2 height adjuster; free standing screens fabric trim and 2 feet as standard; desk mounts supplied with DB1 brackets unless otherwise specified; all feet dark grey as standard; any size available; all brackets available as standard; use next price up for odd sizes. Available in CAMIRA Cara or Carlow.



Desk Mounted Screens

Rectangular Desk Mounted Screen W: 800 - 2200 H: 380

Floor Standing Screens

Rectangular Floor Standing Screen W: 800 - 2000 H: 1200

Rectangular Floor Standing Screen W: 800 - 1800 H: 1600

Lead Time: 8 Weeks



See Pages 63-64
for our CAMIRA screen fabric finishes

DS2



Grip It & D30 Desktop Screens



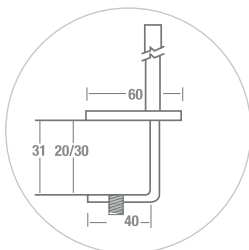
Grip It Screens

Smart wedge desk-mounted screens W: 600/800 H: 400
 *Other sizes available POA



D30 Screens

Rectangular aluminium trim desk top screens; W: 800 - 1800 H: 380
 Rectangular aluminium trim desk top screens; W: 800 - 1800 H: 480



DB1 SCREW FIX - 25mm

- 2 DB1 desk clamps are supplied with every screen.
- All brackets available as standard.
- All widths quoted include posts.
- Desk top screens 1600mm and over are standard with three bracket holes.

Lead Time: 8 Weeks



See Pages 63-64 for our CAMIRA screen fabric finishes



Blade Screens



Blade Screens - Back to Back Height Adjustable Screens

Blade screen for the back to back height adjustable desking complete with brackets - please denote if you require white or black colour brackets on your blade screen order. Available in any colour from the Cara or Lucia fabric range.

- BLB1207Z** Blade B2B screen; 1200W x 700H - Lucia Fabric
- BLB1407Z** Blade B2B screen; 1400W x 700H - Lucia Fabric
- BLB1607Z** Blade B2B screen; 1600W x 700H - Lucia Fabric



Blade Screens

Standard blade screen complete with brackets - please denote if you require white or black colour brackets on your blade screen order.

- BLD1104Z** Blade desktop screen; 1000W x 700H c/w brackets - Lucia Fabric
- BLD1204Z** Blade desktop screen; 1200W x 700H c/w brackets - Lucia Fabric
- BLD1404Z** Blade desktop screen; 1400W x 700H c/w brackets - Lucia Fabric
- BLD1604Z** Blade desktop screen; 1600W x 700H c/w brackets - Lucia Fabric

Lateral Blade Screens

Lateral blade screen complete with brackets - please denote if you require white or black colour brackets on your blade screen order.

- BLD7504Z** Lateral desktop screen; 750W x 400H c/w brackets - Lucia Fabric

Lead Time: 8-10 Weeks



See Pages 63-64
for our CAMIRA screen fabric finishes



Privi Screens



Privi Lamella Wall Screen

Structure made of HDF board, thickness 2,5 mm, fully upholstered with fabric cover, glued with foam on the internal side. The cover has vertical stitching in folding places, lamellas width 110 mm; Overall panel thickness 10 mm.
Feet – made of 12 mm steel tube and sheet, thickness 5 mm

Note: Panels design allows for multiple, flexible change in shape fitted to the user's needs.

Privi Wall Panel W: 2200 (20 lamellas) H: 1370

Privi Wall Panel W: 3200 (29 lamellas) H: 1370



Privi Lamella Desktop Screen

Mobile Desk Panel W: 1200/1750 H: 435/535



Lead Time: 8-10 Weeks



See Pages 63-64
for our CAMIRA screen fabric finishes

NowyStyl



Screen Fabrics

Cara

Cara is a plain weave panel fabric available in a wide selection of commercial colourways. One of our most popular vertical surface fabrics, Cara is used extensively on desk screens, wallsides and on pin boards.

This fabric is largely acoustically transparent and as such is ideal to be used as a decorative facing for sound absorbing boards.



CIGARETTES & MATCH



MEDIUM HAZARD B1



WASHABLE



ENVIRONMENTAL



5 YEAR GUARANTEE



CARA: Easdale EJ188	CARA: Dolphin EJ105	CARA: Walten EJ011	CARA: Cluanie EJ180	CARA: Galilee EJ125
CARA: Staffa EJ185	CARA: Carron EJ105	CARA: Adriatic EJ154	CARA: Ronay EJ189	CARA: Lora EJ187
CARA: Portland EJ016	CARA: Lead EJ104	CARA: Chaucer EJ172	CARA: Clan EJ169	CARA: Merrick EJ048
CARA: Lerwick EJ194	CARA: Black EJ138	CARA: Pitlochry EJ076	CARA: Lossie EJ197	CARA: Tummel EJ038

*Due to the limitations of the printing process colours may not be 100% accurate, please request samples.

Other CAMIRA screen fabric finishes available



Screen Fabrics

Lucia

Lucia is an ever popular crepe weave synthetic panel fabric. It's manufactured from 100% recycled polyester saving virgin raw materials and for a reduced environmental footprint.

With a non lustrous appearance, it has a bold and bright colour palette. This fabric is largely acoustically transparent and as such is ideal to be used as a decorative facing for sound absorbing boards.

- CIGARETTES & MATCH
- MEDIUM HAZARD B1
- WASHABLE
- ENVIRONMENTAL
- YEAR GUARANTEE



 LUCIA: Ocean YB100	 LUCIA: Scuba YB089	 LUCIA: Martinique YB004	 LUCIA: Bluebell YB097	 LUCIA: Tarot YB090
 LUCIA: Bridgetown YB102	 LUCIA: Diablo YB101	 LUCIA: Belize YB105	 LUCIA: Lobster YB087	 LUCIA: Solano YB088
 LUCIA: Calypso YB106	 LUCIA: Jamaica YB027	 LUCIA: Adobo YB165	 LUCIA: Sandstorm YB302	 LUCIA: Turtle YB098
 LUCIA: Havana YB009	 LUCIA: Sombrero YB046	 LUCIA: Windjammer YB047	 LUCIA: Apple YB096	 LUCIA: Blizzard YB108

*Due to the limitations of the printing process colours may not be 100% accurate, please request samples.



Bistro & Canteen Furniture





Levitate High Table

LinkUP Soft Seating



Vapaa Seating

Tilkka

MeeThink Table



Nuke Chairs



Fondo Stools





Bistro Seating



Ari Range

ARICHBL/BLK/GRN/GRY/OR/RED/WH

Ari, 4 chrome legs, polypropylene shell.

ARI TROLLEY Recommended stacking 8 high

Finishes



Nuke Range

NUKE

4 legged chair available in 7 colours

NUKEA

4 legged chair with arms available in 7 colours

Finishes



Dayton Range

DHS/_

High stool. Polished natural beech legs. Upholstered seat in blazer fabric.

DLS/_

Low stool. Polished natural beech legs. Upholstered seat in blazer fabric.

Finishes



Lead Time: 4-6 Weeks



Bistro Seating

NowyStyl

Shoreditch Chairs & Stools

- 63373 Shoreditch ECO Shell - E Frame (Skid/Stackable) White/Chrome
- 60058 Shoreditch Side Chair - E Frame Mid Height Stool (Skid) Black/Chrome
- 61517 Shoreditch Side Chair - E Frame High Stool (Skid) White/Chrome
- 61288 Shoreditch Side Chair - F Frame (4 Leg/Stackable) White/Chrome
- 61382 Shoreditch Side Chair - K Frame (Beech) White/Nat Beech
- 62585 Shoreditch Side Chair - K Frame (Black) White/Black
- 63393 Shoreditch Eco Chair - High Stool (Wooden) White/Beech



E Frame (Skid) E Frame Stool (Skid) F Frame (4 leg) K Frame K Frame Stool

Finishes



Torassen™

Arlo Chair


ARL10
Moulded shell chair, tubular steel frame 4 legged chair



Seat & Back Finishes



Frame Finishes



Lead Time: 4-6 Weeks



Bistro Seating



Vapaa Range

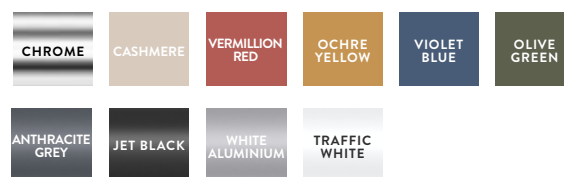
BISTRO CHAIR

Chair with wooden seat or fully upholstered; Four leg or sled base.

HIGH STOOL

High stool with wooden seat, or fully upholstered shell. Four leg or sled base.

Finishes



Lead Time: 4-6 Weeks



Choose from hundreds of fabrics in the CAMIRA range.

NowyStyl



Bistro Seating



Cafe II Range

CAFE2CH

Bistro chair, 4 leg frame in chrome and plywood shell.



Cafe VI Range

CAFE VI 4L

Bistro chair; wooden shell, four legged frame



Cafe VII Range

CAFEVII4L

Bistro chair, 4 leg frame in chrome and laminate melamine shell. White.

CAFEVII4LLGW

Bistro stool, sled leg frame in chrome and laminate melamine shell. White.

CAFEVIIHLWH

Bistro stool, sled leg frame in chrome and laminate melamine shell. White.

CAFEVIICFS

Bistro stool, sled leg frame in chrome and laminate melamine shell. White.



Evora Stool

EVORA HOCKER

4 legged bar stool; Beech or Valencia vinyl

Lead Time: 4-6 Weeks



Choose from hundreds of fabrics in the CAMIRA range.



Bistro Seating



18mm Top Canteen Table

Fully welded rectangular table. Blot on leg (1200mm - 1800mm)



25mm Top Bistro Tables

FULLY-WELDED RECTANGULAR

25mm top rectangular table (800mm - 1800mm)

FULLY-WELDED CIRCULAR

25mm top round table (800mm - 1200mm)



MFC Finishes - Band 1



Lead Time: 3-4 Weeks

Contact your local sales representative for Bands 2 & 3



Bistro Benches & Tables



Fiz Dining Table

FIZ-DSWH09

Dining table 900mm. Melamine white top. Square black base. 745mm High.

FIZ-DSBCH09

Dining table 900mm. Melamine black top. Square black base. 745mm High.

FIZ-DRWH09

Dining table 900mm. Melamine white top. Circular black base. 745mm High

FIZ-DRBCH09

Dining table 900mm. Melamine black top. Circular black base. 745mm High



Fiz Poseur Table

FIZ-PSWH09

Poseur table 900mm. Melamine white top. Square black base. 1125mm High.

FIZ-PSBCH09

Poseur table 900mm. Melamine black top. Square black base. 1125mm High.

FIZ-PRWH09

Poseur table 900mm. Melamine white top. Circular black base. 1125mm High

FIZ-PRBCH09

Poseur table 900mm. Melamine black top. Circular black base. 1125mm High



Fiz Coffee Table

FIZ-CSWH09

Coffee table 900mm. Melamine white top. Square black base. 512mm High

FIZ-CSBCH09

Coffee table 900mm. Melamine black top. Square black base. 512mm High

FIZ-CRWH09

Coffee table 900mm. Melamine white top. Circular black base. 512mm High

FIZ-CRBCH09

Poseur table 900mm. Melamine black top. Circular black base. 512mm High

Melamine Top



Lead Time: 3-4 Weeks



Bistro Benches & Tables



Levitate Range

LEVITATE HIGH TABLE

High Bistro Table; Solid Wooden Oak 'A' Frame Legs

LEVITATE HIGH BENCH/HIGH STOOL

High Bistro Bench/Stool; Solid Wooden Oak 'A' Frame Legs

Melamine Finishes



Note: Regular Height Table, Bench and Stools also available!

NowyStyl



Bistro Benches & Tables



Gianni 'A' Frame Tables

Rectangular poseur table; A frame; 1200W - 3600W x 800D x 1050H

Rectangular table; A frame; 1200W - 3600W x 800D x 740H



Gianni 'A' Frame Low Bench Seats


Rectangular bench seat; A frame; 900W - 1700W x 350D x 455H



MFC Finishes - Band 1



Metal Finishes



Lead Time: 3-4 Weeks

Contact your local sales representative for Bands 2 & 3





Bistro Benches & Tables



MeeThink Tables

The MeeThink range includes dining-height and low tables that are ideally suited to canteen, café and bistro environments. Available with round, square and soft rounded-edge tops, paired with a clean column base, these tables create an inviting setting for informal meetings, coffee breaks and everyday dining. A wide choice of sizes and finishes makes it easy to align the look with your interior while ensuring the layout works comfortably within the space.

Melamine Finishes

TRUFFLE GREY	WHITE	BLACK	WHITE GREY	PLATINUM	SLATE	CASHMERE	SMOKE BLUE	BLACK GRAPHITE
HAMILTON OAK	LINCOLN WALNUT	GREY VICENZA OAK	KAISER-BERG OAK	ELLMAU BEECH	MAPLE	ACACIA LIGHT	NATURAL DIJON WALNUT	NATURAL HICKORY





Bistro Benches & Tables



MeeThink Y-Shaped Tables

For more collaborative settings, MeeThink also offers tables with a distinctive Y-shaped frame, bringing a more dynamic aesthetic to meeting and dining areas. These tables can be specified with integrated media ports, allowing power and connectivity to be built directly into the tabletop. The result is a flexible solution that supports teamwork, workshops and hybrid working, combining practical performance with contemporary design.

Metal Finishes





Reception





Hawk Reception Counters



Slat Reception Units

Reception unit; 1196/1628/1196/2420W x 800D x 1220H



Slatted front panel available in Halifax Oak, Black or White (included in price above)

Slats sit on black felt backing made from 100% recycled plastic

*Supplied with centre partition for support

MFC Finishes - Band 1



Lead Time: 3-4 Weeks

Contact your local sales representative for Bands 2 & 3



Hawk Reception Counters



Modular Reception Units

Modular Reception, various units

MFC Finishes - Band 1



Lead Time: 3-4 Weeks

Contact your local sales representative for Bands 2 & 3





Overlay Reception Counter



Overlay Reception Units

OREC12

Reception unit; 1196W x 800D x 1220H

OREC16

Reception unit; 1628W x 800D x 1220H

OREC20

Reception unit; 1988W x 800D x 1220H

OREC24

Reception unit; 2420W x 800D x 1220H

MFC Finishes - Band 1





Lead Time: 3-4 Weeks

Contact your local sales representative for Bands 2 & 3



Z1 Reception Counters



Z1 Reception Units

Z1C01240

Reception unit; 2460W - 4800W x 800D x 1130H

Desktops and panels made of 30mm lacquered MFC, finished with 2mm impact resistant ABS edges in matching matt lacquer finish; corner worktops are 45° mitre cut, joined to form a 90° angle.

LED lighting option P.O.A.



Melamine Finishes




Lacquered Front Panel



Lead Time: 5 Weeks



Z2 Reception Counters



Z2 Reception Units



Z2C71

Reception unit; Straight composition. 1260W - 1660W x 880D

Z2C55

Reception unit; Left hand; 2860W/3060W x 1125D x 1130H

Z2C57

Reception unit; Right hand; 2860W/3060W x 1125D x 1130H



Straight composition with closing side panels; available in a choice of 7 melamine colours and 23 lacquered front panel colours.

LED lighting option available.

Lead Time: 5 Weeks



Z2 Reception Counters

Z2 Reception Units



Z2C01

Reception unit; Single panel straight composition; 2860W - 3060W x 1125D x 1130H


Straight composition with closing side panels; available in a choice of 7 melamine colours and 23 lacquered front panel colours.

LED lighting option P.O.A.



Z2C10

Reception unit; Double panel straight composition. 3660W - 4860W x 880D



Melamine Finishes



Lacquered Front Panel



Lead Time: 5 Weeks



Executive & Boardroom





Rectangular Boardroom Tables





Boardroom & Conference Tables



Ad-Lib Tables

The Ad-Lib range of tables are designed to find a solution no matter what task is at hand. The Ad-Lib family is the ultimate in flexibility and adaptability. Lean material usage and sustainability were fundamental in development, as was the desire to develop a truly universal table programme with a very small inventory of components.

MFC Finishes - Band 1



Contrasting Edge Tape



Stock Laminate Finishes



Frame Finishes



Lead Time: 4-6 Weeks

Contact your local sales representative for Bands 2 & 3

SENATOR

Boardroom & Conference Tables



Axis Tables

Axis brings people together digitally or physically through its extensive design that is centred around power. Axis enables users to be more connected through conferencing, training, meeting or collaborating in person or online through video with its multiple top sizes and vast frame options — all with power and data as its core design principle.

MFC Finishes - Band 1



Contrasting Edge Tape



Stock Laminate Finishes



Frame Finishes



Lead Time: 4-6 Weeks

Contact your local sales representative for Bands 2 & 3

SENATOR



Boardroom & Conference Tables



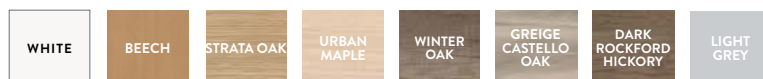
Array Table



People work, meet and collaborate all in the same location; Array has been designed with this in mind. Whether you're conferencing or training, Array is adapted so you can think, learn and work with ease.

Array is available in four additional fixed top shapes: trapezoid, crescent, polygon and half round. In addition to this, three quadrants are also available that seamlessly clip onto any rectangular Array tables.

MFC Finishes



Metal Finishes



Lead Time: 4-6 Weeks

Contact your local sales representative for Bands 2 & 3

SENATOR

Boardroom & Conference Tables



Flip&Fold Table



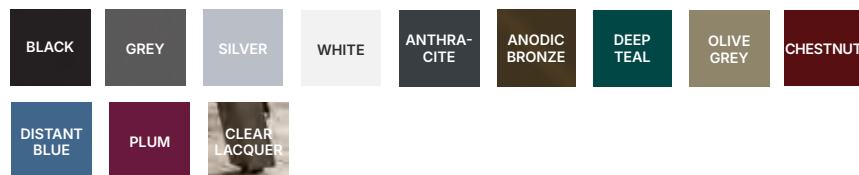
With a simple flip-top and foldable legs, these tables are easy to move, store and rearrange - perfect for modern, multipurpose spaces.

Rectangular boardroom table; Steel leg; 800-1800W / 600-900D / 720-740H

MFC Finishes - Band 1



Metal Finishes



Lead Time: 3-4 Weeks

Contact your local sales representative for Bands 2 & 3





Boardroom & Conference Tables

Maya Boardroom Table



MARBT2610SS

Rectangular boardroom table; Steel square leg; 2600W x 1000D x 740H



MFC Finishes - Band 1



Lead Time: 3-4 Weeks

Contact your local sales representative for Bands 2 & 3

T45 Executive Desks & Boardroom Tables



T45 Executive Desk



T4P00180 executive desk with modesty panel, 1800W x 900D x 730H

T4P00200 executive desk with modesty panel, 2000W x 900D x 730H

38mm desk top; rectangular desk; structural modesty panel; 450 joints.

T45 Boardroom Tables



T4RM0140 T45 boardroom table, 1400W x 1400D x 730H

T4RM0280 T45 boardroom table, 2800W x 1400D x 730H

T4RM0420 T45 boardroom table, 4200W x 1400D x 730H

30mm table top with an 85mm over-hang; wooden column legs;
a choice of 4 length options; lift-up cable tray.



Finishes



Lead Time: 5 Weeks

Contact your local sales representative for Bands 2 & 3



eRange Executive Desking



eRange Executive Desking


The design of eRange desks presents two distinct visual and functional solutions to cater specific preferences. Select the perfect match to your needs.

The eRange desk's sturdy and dignified form supported by a slab-end leg, blends seamlessly into a calm interior style. Excellent appearance, high-quality finishes and functional drawer demonstrate how carefully this desk has been designed.

Note: Also available in an electric height adjustable option for a more dynamic option.



Veneer Finishes



Lacquered MDF Finishes



Melamine Finishes



Lead Time: 8-10 Weeks



HIGH ACOUSTIC RATING

D_{s,A} – 28.3 dB

Based on ISO 23351-1 standard



**UL GREENGUARD
CERTIFIED**



Acoustic Pods & Glass Partitioning





Acoustic Pods

Go Acoustic Pods

SOLO 3.0 PLUS POD

Single person acoustic pod with HEPA filter; W:1800 D: 1000 H: 2180

FOCUS 3.0 PLUS POD

Single person privacy acoustic with HEPA filter; W:1400 D: 1250 H: 2180

CONNECT 3.0 PLUS POD

2-4 person acoustic meeting pod with HEPA filter; W:2200 D: 1250 H: 2180

RETREAT 3.0 PLUS POD

Acoustic meeting pod with HEPA filter and sofas; W:2400 D: 2400 H: 2180

*The Focus and Connect 3.0 Plus pods now feature the option of glass paneling on one or both sides, delivering a perfect balance of privacy and transparency while complementing any office aesthetic.



Solo 3.0 Plus Pod



Focus 3.0 Plus Pod

Sofa & Table included



Connect 3.0 Plus Pod

Sofa & Table included



Retreat 3.0 Plus Pod

Sofa included, Table & TV not included

Contact a member of our sales team about Delivery and Installation.



Acoustic Pods



Solo 3.0 Plus Pod



Focus 3.0 Plus Pod



Connect 3.0 Plus Pod

Contact a member of our sales team about Delivery and Installation.





CellPods



CellPod by Senator

CellPod provides an excellent solution when creating privacy and collaboration spaces within work environments. They are designed as freestanding units and feature a structural framework with a demountable panel system, so they are simple to install and reconfigure as needs change within an organisation.

In addition to the standard configurations the CellPod system can be designed and manufactured to your own specification, providing unrivalled solutions for individuals to work in privacy and isolation through to comprehensive meeting room environments.

Standard Features

- Structural framework in standard EPC
- Automated opening roof
- Upholstered panels in Blazer, Blazer Lite or Synergy
- Integrated power - Twin power and twin USB A and C 30A
- Single glazed Acoustic Aluminium framed door with drop seal
- Ecophon acoustic ceiling
- LED lighting system activated by PIR
- Door handing and location to be specified
- Air circulation system

Contact your OfficeMaster sales representative for more information and pricing on CellPod by Senator.

SENATOR



CellPods



CELLV2-01 / Telephone Booth

Overall Height 2260mm Overall Width 1140mm
Overall Depth 1140mm



CELLV2-02 / Study Booth

Overall Height 2260mm Overall Width 1450mm
Overall Depth 1410mm



CELLV2-03 / Two Person Focus Cell

Overall Height 2260mm Overall Width 2450mm
Overall Depth 1410mm



CELLV2-04 / Small Meeting Cell

Overall Height 2260mm Overall Width 2450mm
Overall Depth 1810mm



CELLV2-05 / Four Person Cell

Overall Height 2260mm Overall Width 3050mm
Overall Depth 2850mm



CELLV2-06 / Six Person Cell

Overall Height 2260mm Overall Width 4250mm
Overall Depth 2850mm



CELLV2-07 / Large Meeting Room

Overall Height 2260mm Overall Width 4250mm
Overall Depth 4250mm



CELLV2-08 / Large Meeting Office

Overall Height 2260mm Overall Width 6050mm
Overall Depth 4250mm

Contact your OfficeMaster sales representative for more information and pricing on CellPod by Senator.

SENATOR

Glass Partitioning



Glass Partitioning

Our range of glass partitioning systems offers flexible solutions to suit a wide variety of workplace layouts. Available in single glazed, double glazed and banded configurations, with matching hinged or sliding door options, these systems are designed to adapt seamlessly to modern office environments. A refined, minimalist aesthetic ensures each installation feels light, contemporary and unobtrusive, while streamlined components allow for efficient, straightforward installation.

All partitioning systems are rigorously tested and deliver excellent acoustic performance through the use of carefully specified glass combinations. This ensures noise is controlled without compromising on natural light or openness, helping to create calm, focused workspaces that still feel connected.

Toughened and acoustic laminated glass partitioning brings additional benefits to the modern office. These systems provide clear visual separation while maintaining a sense of space, allowing teams to work privately without feeling closed in. Enhanced acoustic control helps reduce distractions in meeting rooms and quiet zones, while the strength and safety of toughened glass make it a practical, durable choice for high-traffic environments. The result is a flexible, professional workspace that balances transparency, privacy and performance.

Contact your OfficeMaster sales representative for more information and pricing on Glass Partitioning.



Steel Storage







Double Door & Tambour Units

Double Door Cupboards



AC40DD1

2 door cupboard c/w 1 standard shelf, 1016H x 914W x 457D

AC72DD3

2 door cupboard c/w 3 standard shelves, 1829H x 914W x 457D

AC78DD3

2 door cupboard c/w 3 standard shelves, 1829H x 914W x 457D

Fitted with two point locking system - Twist handle lock and 2 keys (Master Series); Complete with standard shelves; Accommodates lateral filing pockets; Complete range of internal fittings available. Available in Grey, AC40DD1 & AC78DD3 available in White, AC72DD3 available in Black. Tested by FIRA to BS EN 14073:2004 Parts 2-3 & BS EN 14074:2004

Slimline Double Door Cupboard



AZ40DD

Slimline 2 door cupboard c/w 1 dual purpose shelf, 1016H x 914W x 381D

AZ72DD

Slimline 2 door cupboard c/w 3 dual purpose shelves, 1829H x 914W x 381D

The 'AZ' Double Door Cupboard is 400mm deep and comes complete with AZ Dual Purpose Shelves as standard; The AZ Dual Purpose Shelf will only fit into the AZ Cupboards and can be used for storage and hanging 330mm Lateral Filing Pockets underneath. Extra AZ Dual Purpose Shelves available: CODE AZLFZ; Available in Grey.

Side Opening Tambour Units



AM28SOTG Side opening tambour, supplied empty, 1016H x 1000W x 486D

AM40SOTG Side opening tambour, supplied empty, 1016H x 1000W x 486D

AM47SOTG Side opening tambour, supplied empty, 1016H x 1000W x 486D

AM60SOTG Side opening tambour, supplied empty, 1524H x 1000W x 486D

AM78SOTG Side opening tambour, supplied empty, 1981H x 1000W x 486D

AM82SOTG Side opening tambour, supplied empty, 1981H x 1000W x 486D

Finger grip handles; Two point locking 2 keys (Master Series); Accommodates lateral filing pockets; Full length magnetic slam rails; Supplied Empty - Complete range of internal fittings available; Available in Grey.

- AM28SOT, AM40SOT, AM47SOT & AM78SOT available in Silver
 - AM40SOT & AM78SOT also available in Black
 - AM28SOT & AM47SOT also available in White
- (€60 upcharge for Silver, White & Black).

Tested by FIRA to BS EN 14073:2004 Parts 2-3 & BS EN 14074:2004

Lead Time: Express

GREY

WHITE



Cupboard & Tambour Fitments



CODE	COLOUR
AMS36	grey, (white)
AMS800	grey, white

STANDARD SHELF
(maximum load 45kg)
AMS800 for AM28SOT only.



CODE	COLOUR
AMLFS	grey
AMLFS33	grey
AZLFZ*	grey

DUAL PURPOSE SHELF
Hanging pockets AMLFS, 27cm and AMLFS33, 33cm pockets. *For SLIMLINE Cupboards ONLY.



CODE	COLOUR
AML36	grey

LATERAL FILING FRAME
Overall pocket height +13mm.



CODE	COLOUR
AMHD36	grey

HEAVY DUTY SHELF
(maximum load 64kg).




CODE	COLOUR
AMWS36	grey

WARDROBE SHELF
Fitted with a coat rail.



CODE	COLOUR
AMCOMP	grey

COMPARTMENT SHELF
Filing shelf fitted with 16 A4 compartments.



CODE	COLOUR
AMSF36	grey
AMVD7 (PK5)	grey

SLOTTED SHELF & 7" VERTICAL DIVIDER
Slotted shelf to take AMVD7. 7" vertical dividers (sold separately). Maximum load 45kg.



CODE	COLOUR
AMVD9	grey

9" DIVIDER
For use with AMS36 and AMHD36. (maximum load 45kg).



CODE	COLOUR
AMROF	grey

ROLL OUT FILING FRAME
(Bracket required)
Takes foolscap or A4 filing pockets.



CODE	COLOUR
AMB	black
AMAT2	black
AMAT3	black

ANTI-TILT BRACKETS
When more than one roll out fitment is fitted, anti-tilt brackets AMAT2 or AMAT3 must be used.

WARNING: When one Roll out fitment is required an AMB Bracket **MUST** be used. Roll out fitments should always be fitted in the bottom half of units. Anti-tilt brackets **MUST** be used when fitting two or more roll out fitments. Maximum of 3 Roll out fitments per unit.



Filing Cabinets & Hazardous Cupboards



Contract Filing Cabinets

AC2

Contract 2 drawer filing cabinet, 730H x 460W x 620D

AC3

Contract 3 drawer filing cabinet, 1024H x 460W x 620D

AC4

Contract 4 drawer filing cabinet, 1321H x 460W x 620D

Recessed handle and label holder; each drawer has high sides for additional strength; accommodates foolscap suspended filing ONLY; anti-tilt device is fitted as standard; 35 kilo drawer capacity; locking with 2 keys (Master Series); Available in Grey.



Mainline Filing Cabinets

AM2*

Mainline 2 drawer filing cabinet, 705H x 460W x 620D

AM3

Mainline 3 drawer filing cabinet, 1016H x 460W x 620D

AM4*

Mainline 4 drawer filing cabinet, 1321H x 460W x 620D

Swan neck grip handle; Each drawer has high sides for additional strength; Fitted with smooth action suspension slides; Accommodates foolscap suspended filing; 100% drawer opening for maximum filing space; Anti-tilt device is fitted as standard; 40 kilo drawer capacity; Locking with 2 keys (Master Series). Available in Grey. Tested by FIRA to BS EN 14073:2004

Parts 2-3 & BS EN 14074:2004

- Also available in Black, Silver & White (€30 upcharge)
- AM2 & AM4 available in Coffee/Cream



Hazardous Cupboards

Fitted with two point locking system - Twist handle lock and 2 keys (master series); Each cupboard comes complete with sump tray; Available in Yellow/Grey

AH35DH

1 shelf; 889H x 457W x 457D

AH40DDH

2 shelves; 1016H x 914W x 457D

AH72DDH

3 shelves; 1829H x 914W x 457D

Lead Time: Express

GREY

RED

BLUE

BLACK

SILVER

WHITE

YELLOW



Security Storage & Office Lockers

Security Filing Cabinets



AMSFC2

2 drawer security filing cabinet, 705H x 460W x 620D

AMSFC4

4 drawer security filing cabinet, 1321H x 460W x 620D

Swan neck grip handle; fitted with a full length steel bar. Each drawer has high sides for additional strength; fitted with smooth action suspension slides; accommodates foolscap suspended filing, can accommodate A4 filing when conversion rails are fitted (AMRAH); 100% drawer opening for maximum filing space; anti-tilt device is fitted as standard; 40 kilo drawer capacity; locking with 2 keys (Master Series); Available in Grey.



LOCKED WITH PADLOCK
(NOT INCLUDED)

GREY

Security Double Door Cupboard




ACSC72

2 door security cupboard, supplied empty, 1829H x 914W x 457D

Fitted with a steel hinged cover for added security - locked in position with a padlock (not included); fitted with two point locking system - twist handle lock and 2 keys (Master Series); accommodates lateral filing pockets; Supplied Empty - complete range of internal fitments available. Available in Grey.



FITTED WITH
STEEL HINGED
LOCK COVER



LOCKED WITH
PADLOCK
(NOT INCLUDED)

GREY

Office Lockers



BOM680W15

6 door office locker, 1200H x 800W x 486D

BOM880W15

8 door office locker, 1572H x 800W x 486D

Mail slot on each door; Each compartment fitted with an adjustable shelf; Name holder on each door; Fitted with soft closing hinges; Each compartment locking with combination lock; Available in White.

WHITE

Lead Time: 7-10 Days

Lockers



Lockers




- L1D7022** Single door locker, 1778H x 305W x 305D
- L1D7028** Single door locker, 1778H x 305W x 457D
- L2D7022** 2 door locker, 1778H x 305W x 305D
- L2D7028** 2 door locker, 1778H x 305W x 457D
- L3D7028** 3 door locker, 1778H x 305W x 457D
- L4D7022** 4 door locker, 1778H x 305W x 305D
- L4D7028** 4 door locker, 1778H x 305W x 457D
- L6D7022** 6 door locker, 1778H x 305W x 305D
- L6D7028** 6 door locker, 1778H x 305W x 457D

Name holder fitted to every door and full length door stiffener; Single locker fitted with hat shelf and coat hook; 2 door locker fitted with coat hooks; Door vents standard on single and 2 door lockers; Cam lock with 2 keys (master series) - Butterfly lock option (padlock not included).



LOCKER STAND



SINGLE & TRIPLE SLOPING TOPS



COMBINATION LOCK



BUTTERFLY LOCK (padlock not included)



Z Locker

L2DZ

2 door Z locker, 1829H x 380W x 457D. Grey.




Two 'Z' doors with ventilation perforation holes; name holder fitted on every door; full length door stiffener on every door; each compartment is fitted with a coat rail; fitted with a camlock and 2 keys Master Series; butterfly locks can be fitted as an option (padlock not included).



LOCKER STAND



COMBINATION LOCK



BUTTERFLY LOCK (padlock not included)



Lead Time: 7-10 Days



Pedestals

Mobile Pedestals



BV30Z

3 drawer mobile slimline steel pedestal. 300W x 500D x 600H

BV40Z

3 drawer mobile steel pedestal. 390W x 500D x 600H

Flat fronted steel drawers with finger pull; Anti-tilt locking device is fitted preventing a second drawer being opened; Fitted with 4 castors (front 2 are locking); Fifth roller castor prevents tipping when a drawer is open; 2 Box drawers and 1 filing drawer includes plastic pen tray; Filing drawer accepts A4 or Foolscap suspension files; Fitted with lock and 2 keys (Master Series); Available in White, Silver or Black.




PEDESTAL CUSHIONS AVAILABLE ALSO



Lead Time: Express



Specialist Lockers & Cupboard



Clean & Dirty Locker

LCD7088

Clean & dirty single door locker, 1778H x 457W x 457D

Clean & dirty lockers contain a top shelf and centre partition to keep clean garments and soiled work clothes separate; complete with door vent perforations; name holder fitted to every door with a full length door stiffener; cam lock with 2 keys (master series) - Butterfly lock option; Available in Grey.



COMBINATION LOCK



BUTTERFLY LOCK OPTION (padlock not included)

GREY



Janitor Locker

LJ7088G

Janitor single door locker, 1778H x 457W x 457D

Janitor lockers have one top shelf, 3 side shelves and a centre partition for storage; complete with door vent perforations; name holder fitted to every door with full length door stiffener; cam lock with 2 keys (master series) - Butterfly lock option; Available in Grey.



COMBINATION LOCK



BUTTERFLY LOCK OPTION (padlock not included)

GREY



Janitor Double Door Cupboard

AY718JG

Janitor double door cupboard, 1829H x 914W x 457D

Fitted with a two point locking system; full length door stiffeners for extra strength; supplied with one top shelf, 3 side shelves and a centre partition fitted with a wardrobe rail; fitted with a twist handle lock and 2 keys (master series); Supplied Complete; Available in Grey.

GREY

Lead Time: 7-10 Days



Pure Power Lockers



03/23


pure laptop power

Pure power lockers offer the highest quality power strips, available in 240volt, USB and USB-C. Our range of power lockers have individually locked compartments or single door quick access compartments enabling secure access and charging, ideal for universities, schools and offices. Each unit is vented to prevent accumulation of heat. Lockers should always be secured to a wall for security and safety.



choice of charging options available

With multiple socket options to choose from, you are sure to find a charging solution to suit your needs.

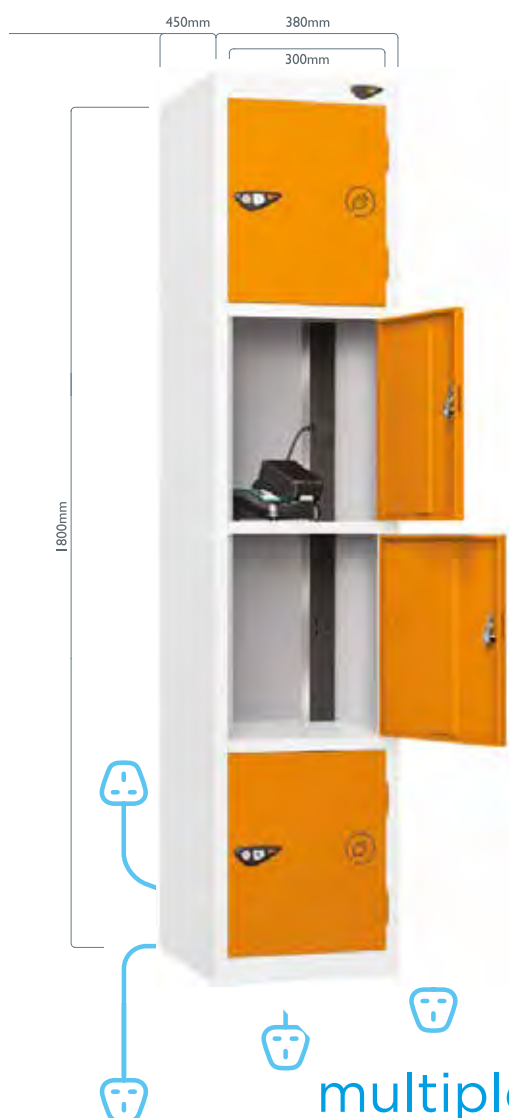




Pure Power Lockers

pure tool power

Pure tool power lockers offer the highest quality power strips for re-charging power tool batteries, available in 240volt, USB and USB-C. Our tool power lockers have robust individually locked compartments enabling secure access and charging, ideal for sites with independent contractors. Each unit is vented to prevent accumulation of heat. Lockers should always be secured to a wall for safety.



uk 3 pin socket in each compartment

Additional choice of **USB** and/or **USB-C**

Tested to BS 5733:2010

Fully certificated - Declaration of Conformity



security features

- Secure through frame locking
- Double return for higher levels of security
- Five knuckle hinge

(bioshell)
Anti-bacterial coating



multiple cable outlet options



Pure Power Lockers

pure mobile power


Pure mobile device power lockers offer the highest quality power strips, available in 240volt, USB and USB-C. These handy sized charging lockers can be wall or floor mounted if appropriately fixed and are ideal for secure charging in universities, schools, warehouses and offices. These units can keep distracting phones off desks while keeping them topped up for homeward journeys. Each unit is vented to prevent accumulation of heat. Lockers should always be secured to a wall for security and safety.



20 door mobile power



All units can be wall or floor mounted




8 door mini power



Sloping top version available

Can be wall or floor mounted



All lockers have multiple power cable outlet options



Pure Power Lockers

choice of charging options available

With multiple socket options to choose from, you are sure to find a charging solution to suit your needs.



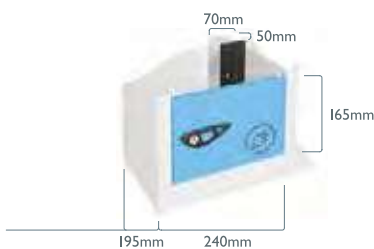
stackable



8 door



16 door





**office
master**
Work Happy

CORK

Unit 42
Northpoint Business Park
New Mallow Road
Cork
T23 C9T0

(021) 2066 100

WATERFORD

93 Meaghers Quay
Waterford City
X91 AVR7

(051) 876 995

sales@officemaster.ie
www.officemaster.ie

